


UC San Diego

GLOBAL INITIATIVES

International Services and Engagement Office

Welcome to UC San Diego:

SEVIS Transfer Process F-1



Presenters

- **Gabriela Hoffmann**
 - Senior Director, International Services and Engagement Office



Agenda

- **First Steps Checklist**
- **Transferring Your SEVIS Record**
 - **Currently Enrolled**
 - **OPT**
- **Additional Resources**
- **Q&A**

UC San Diego

GLOBAL INITIATIVES

International Services and Engagement Office



Before We Begin



You are in listen-only mode. You can hear us, but we can't hear you.

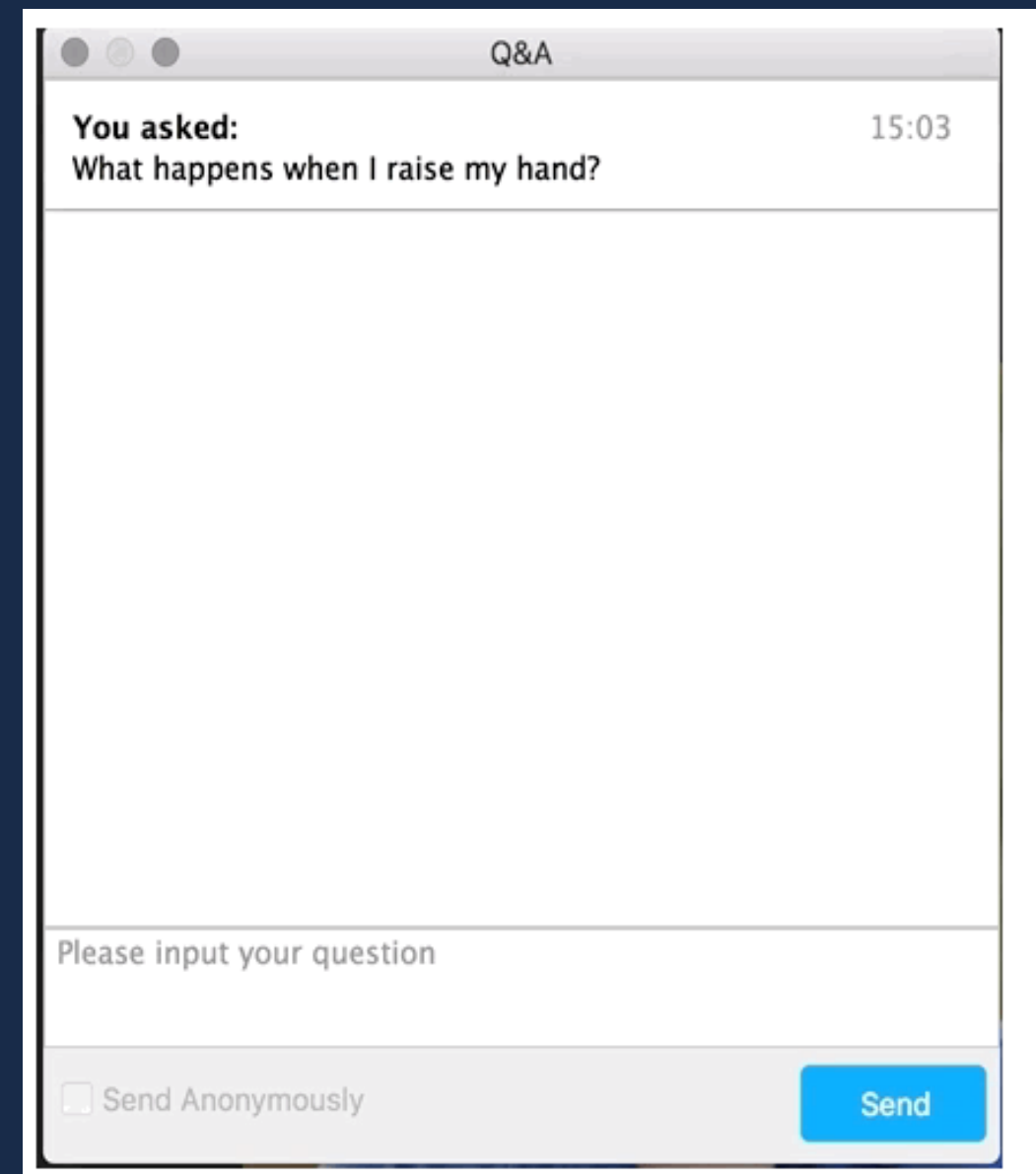
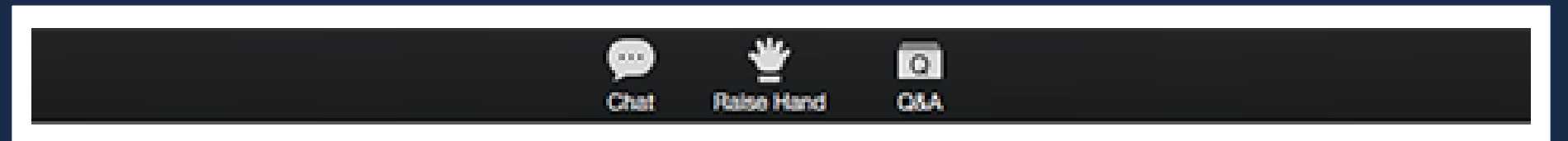


Ask questions – Use the Q&A feature to submit questions. You can also contact us at iContact.ucsd.edu



We're recording. You'll be able to view this webinar recording at iNewStudentWebinars.ucsd.edu

CONTROL PANEL



MEET **ISEO**

International Services and Engagement Office (ISEO)



**Pre-Arrival &
Orientation**

**Advising
Services**



**Visa and Status
Support Services**

**Programs
& Events**



POPULATIONS WE SERVE

- ✓ **International Students** (10,545 Students, currently enrolled and working after graduation)
- ✓ **International Faculty & Scholars** (2,347 Scholars)
- ✓ International Families (642 Spouses/Partners, 464 Children)
- ✓ **Campus Partners** (Entire Campus!)

#8

Leading Institution for
Hosting **International
Faculty & Scholars**



#15

Leading Institution for
Hosting **International
Students**

13,988

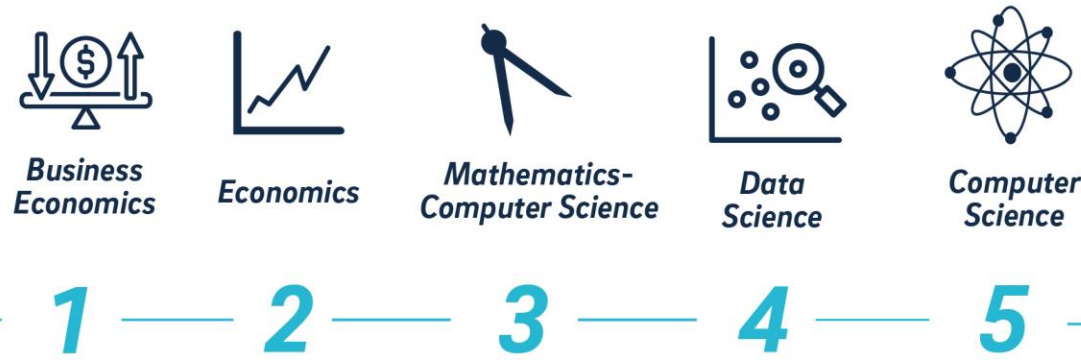
Total Service Population

Source: Open Doors 2025



4,418 UNDERGRADUATE STUDENTS

TOP 5 MAJORS

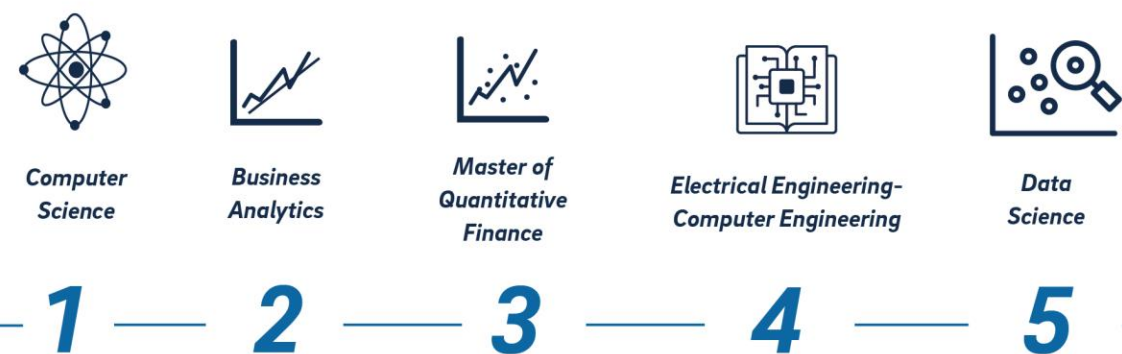


POPULATION BY COLLEGE



3,988 GRADUATE STUDENTS

TOP 5 ACADEMIC DEPARTMENTS



8,407

TOTAL INTERNATIONAL STUDENTS

19.16% of campus population



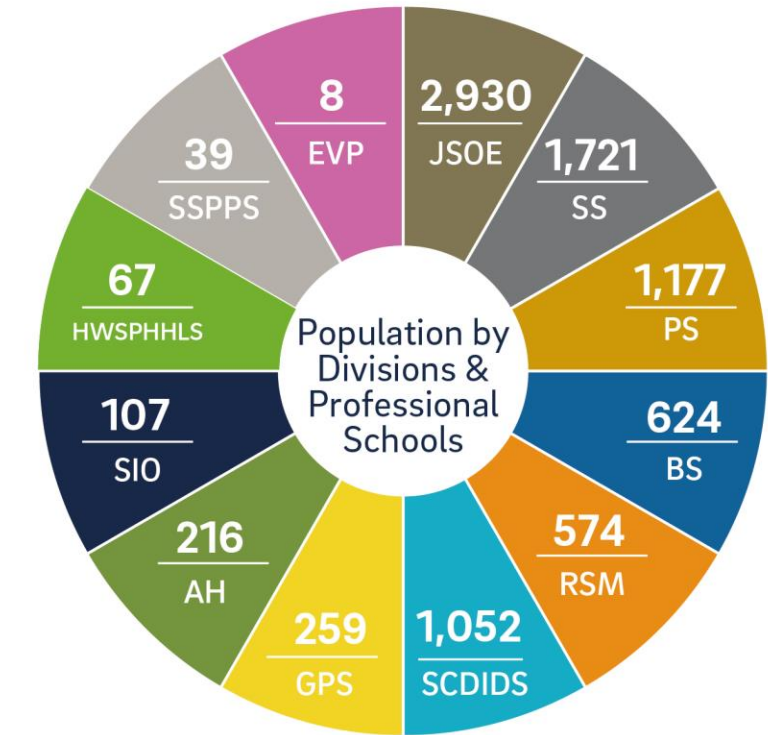
2,167

WORKING AFTER GRADUATION on OPT, STEM OPT or Academic Training

10,897 total of international students served

43,877 TOTAL UCSD STUDENTS

Excludes Studies and State-Supported M.D. & Pharm.D. and Clinical Residents



- Jacobs School of Engineering (JSOE)
- Social Sciences (SS)
- Physical Sciences (PS)
- Biological Sciences (BS)
- Rady School of Management (RSM)
- Computing, Information and Data Sciences (SCDIDS)
- Global Policy and Strategy (GPS)
- Arts and Humanities (AH)
- Scripps Institution of Oceanography (SIO)
- Herbert Wertheim School of Public Health and Human Longevity Science (HWSPHLS)
- Skaggs School of Pharmacy and Pharmaceutical Sciences (SSPPS)
- Exchange and Visitor Programs (EVP)

TOP 10 PLACES OF ORIGIN

*Based on country of citizenship listed on passport




First Steps Checklist

UC San Diego

GLOBAL INITIATIVES

International Services and Engagement Office



Graduate Students



- Log into your **Applicant Portal** (connect.grad.ucsd.edu/apply):
 - Accept your **offer of admission**
 - Be sure to fill out the **Statement of Legal Residence form** if it is listed.
 - Please submit the items listed under your **“Pending Admissions Documents”** section in your portal to finalize your admission.
- Please contact GradAdmissions@ucsd.edu if you have questions.

Undergraduate Students



- Log into your **Applicant Portal** (beatriton.ucsd.edu/account) and complete your Enrollment Checklist:
 - Accept your **offer of admission**
 - Complete the [California Residency for Tuition Purposes Questionnaire](#) (if required)
- 2-3 days later, you will receive an email asking you to create your **TritonLink Active Directory** and **Duo accounts**.
 - Creation of your Active Directory will provide you with your **UC San Diego PID** and **email**.

iNewStudent.ucsd.edu



Starting a New Program at UC San Diego

(This page has a friendly link that's easy to remember: iNewStudent.ucsd.edu)

**Degree Students:
Bachelors**

**Degree Students:
Masters and PhD**


**Exchange
Students: UC EAP**

Transferring Your SEVIS Record

UC San Diego

GLOBAL INITIATIVES

International Services and Engagement Office



SEVIS Transfers

An F-1 student may transfer their F-1 record between SEVP-certified schools. SEVIS Transfer is a way to electronically move Student and Exchange Visitor System (SEVIS) records and retain the same SEVIS identification (ID) number for the student. The SEVIS transfer process does the following:

- Sets a date (SEVIS Release Date) on which responsibility for the student's record **transfers** to the new school
- Ensures the **student retains the same SEVIS ID number** at the new school
- Helps ensure that the transfer-in school **updates** the student's record.

Today

1)

2)

3)

4)

The SEVIS Transfer Process

Choose a Release Date & request SEVIS Transfer from your current institution

02

Request your Form I-20 from UC San Diego

03

Determine your eligibility for SEVIS Transfer

01

Receive I-20 from UC San Diego and complete SEVIS Check-In

04



Eligibility Criteria

In order to be eligible for a SEVIS Transfer:

1. Student must be in ACTIVE (or valid) F-1 status.
2. Last date of enrollment or last date of OPT must be within 5 months (less than 152 days) of the start of classes at the new school.
3. SEVIS record must be released before the end of the 60-day grace period of the student's active Form I-20.

Locating Your Program End Date

Department of Homeland Security
U.S. Immigration and Customs Enforcement

I-20, Certificate of Eligibility for Nonimmigrant Student Status
OMB NO. 1653-0038

SEVIS ID: **W001343000**

SURNAME/PRIMARY NAME [REDACTED]	GIVEN NAME [REDACTED]	Class of Admission F-1 ACADEMIC AND LANGUAGE
PREFERRED NAME [REDACTED]	PASSPORT NAME [REDACTED]	
COUNTRY OF BIRTH [REDACTED]	COUNTRY OF CITIZENSHIP [REDACTED]	
CITY OF BIRTH [REDACTED]	DATE OF BIRTH [REDACTED]	
FORM ISSUE REASON CONTINUED ATTENDANCE	ADMISSION NUMBER [REDACTED]	

SCHOOL INFORMATION

SCHOOL NAME University of California San Diego University of California San Diego	SCHOOL ADDRESS 9500 Gilman Drive, Mail Code 0018, La Jolla, CA 92093
SCHOOL OFFICIAL TO CONTACT UPON ARRIVAL Pauline Alice Depue International Student Services	SCHOOL CODE AND APPROVAL DATE SND214P00088000 14 JANUARY 2003

PROGRAM OF STUDY

EDUCATION LEVEL DOCTORATE	MAJOR 1 Electrical and Electronics Engineering (M.S.)	MAJOR 2 [REDACTED]
PROGRAM ENGLISH PROFICIENCY Required	ENGLISH PROFICIENCY NOTES Student is proficient	EARLIEST ADMISSION DATE [REDACTED]
START OF CLASSES 16 SEPTEMBER 2015	PROGRAM START/END DATE 16 SEPTEMBER 2015 - 30 JUNE 2021	

FINANCIALS

ESTIMATED AVERAGE COSTS FOR: 12 MONTHS		STUDENT FUNDING FOR: 12 MONTHS	
Tuition and Fees	\$ 21,000	Personal Funds	\$ 1,000
Living Expenses	\$ 22,000	Department Funding	\$ 22,000
Expenses of Dependents (0)	\$	Funds From Another Source	\$
books, supplies	\$ 1,000	On-Campus Employment	\$
TOTAL	\$ 44,000	TOTAL	\$ 23,000

REMARKS

If you are currently enrolled:

Last date of enrollment at current school

- Check the Program End Date on your **most recent** Form I-20
- Note that this date may be an *estimate* and not your actual Program End Date
- *Ask your DSO to confirm your actual Program End Date!*

Locating Your Program End Date



If you are currently on post-completion OPT or STEM OPT:

Last date of authorized OPT as shown on current EAD card

- Check the OPT End Date ("Card Expires" date) on your current EAD card

Your Grace Period

F-1 students have **60 days following their last day of enrollment or last day of authorized OPT** to take one of several actions on their SEVIS record. These 60 days are known as the "grace period".

- Work in the U.S.
- Start a new program at your **CURRENT** school
- Start a new program at a **NEW** school
- Change Visa Status
- Depart the U.S.

Your Grace Period

F-1 students have 60 days following their last day of enrollment or last day of authorized OPT to take one of several actions on their SEVIS record. These 60 days are known as the "grace period".

- Work in the U.S.
- Start a new program at your CURRENT school
- Start a new program at a NEW school
- Change Visa Status
- Depart the U.S.

To be eligible for transfer, your SEVIS record must be released before the end of the 60-day grace period of your active Form I-20 or OPT.

Your Grace Period (Currently Enrolled)

ENROLLED AT CURRENT SCHOOL

Last Day of
Enrollment



GRACE PERIOD

F-1 = 60 Days



Completed
Status

Your Grace Period (Approved OPT)

ON APPROVED OPT

Last Day of
Approved OPT



GRACE PERIOD

F-1 = 60 Days



Completed
Status



The SEVIS Transfer Process

Choose a Release Date & request SEVIS Transfer from your current institution

02

Request your Form I-20 from UC San Diego

03

Determine your eligibility for SEVIS Transfer



Receive I-20 from UC San Diego and complete SEVIS Check-In

04

Coordinating Transfer with Your Current School

The SEVIS Transfer process is NOT automatic - YOU are required to initiate and complete this process!

- Talk to your current DSO/international student office about your plans to transfer
- What forms/documents might you need to submit with your current school to request a transfer?
- Confirm your eligibility with them: is your SEVIS record in good standing? Are you within the transfer timeline (5-month rule, 60-day grace period)?

SEVIS Release Date

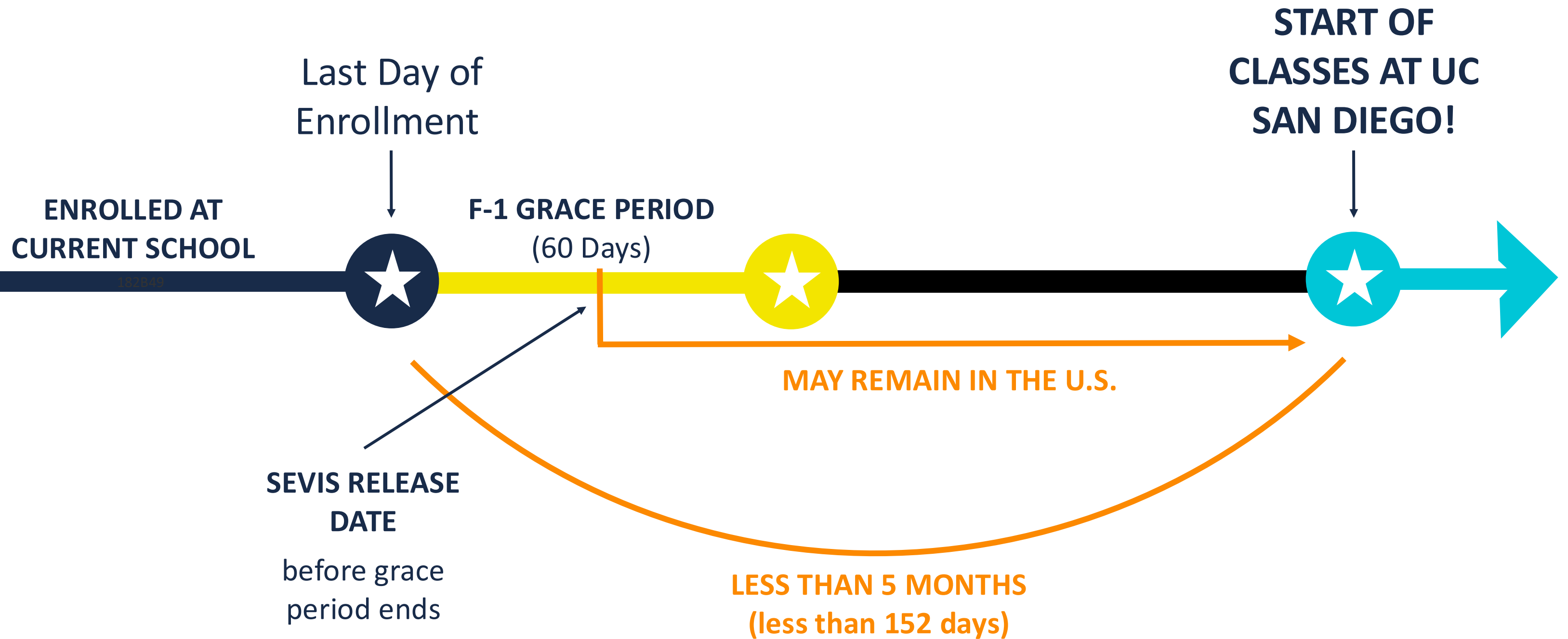
To request that your current institution transfer your SEVIS record, you will need to provide your DSO/international student office with the date you want your SEVIS record released to UC San Diego. This is called your **SEVIS Release Date**.

Your DSO may help you determine this date, but **it is ultimately your responsibility to request WHEN your SEVIS record gets released** from your current institution to UC San Diego.

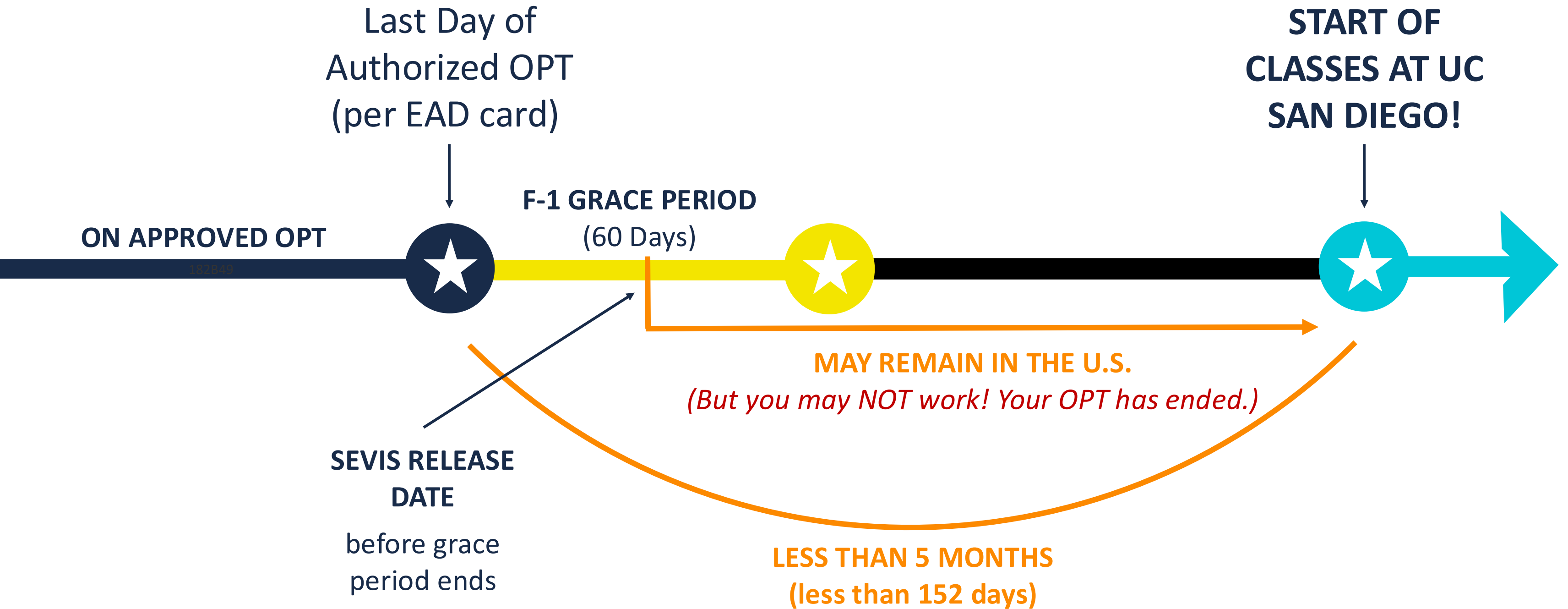
HOW TO CHOOSE YOUR SEVIS RELEASE DATE:

- **Enrolled:** A date within your grace period.
- **OPT:** A date within your OPT grace period, OR during your authorized OPT if the release date meets the 5-month rule.

Choosing a SEVIS Release Date (Currently Enrolled)



Choosing a SEVIS Release Date (Currently on OPT)




Choosing a SEVIS Release Date (Ending OPT Early)

Last Day of
Authorized OPT
(due to SEVIS
Transfer)

**START OF
CLASSES AT UC
SAN DIEGO!**

ON APPROVED OPT



MAY REMAIN IN THE U.S.
*(But you may NOT work! Your OPT ended
on your SEVIS Release Date.)*

**SEVIS RELEASE
DATE**

before start of
UC San Diego
program

**LESS THAN 5 MONTHS
(less than 152 days)**



The SEVIS Transfer Process

Choose a Release Date & request SEVIS Transfer from your current institution



03

Request your Form I-20 from UC San Diego

Determine your eligibility for SEVIS Transfer



04

Receive I-20 from UC San Diego and complete SEVIS Check-In



Requesting your UCSD Form I-20



Submitting a Request for an Immigration Document: Form I-20 (F-1) or DS-2019 (J-1)



Submit your Form I-20 or Form DS-2019 Request:

Log into [iServices](#) with your Student SSO (PID) or Active Directory credentials and submit only **ONE** of the following NEW ADMIT request according to visa type:

- **New Admit I-20 Request** if you will begin a degree program with UC San Diego in [F-1 visa status](#).
- **New Admit DS-2019 Request** if you will begin a degree program with UC San Diego in [J-1 visa status](#).
- **New Admit: Change of Status to F-1 or J-1 Request** if you will begin a degree program with UC San Diego and are currently in the U.S. in a different non-immigrant visa status (i.e. F-2, H-4, L-2, etc.) with intention to apply to change to F-1 or J-1 status with USCIS **without** departing the U.S., [schedule an appointment with an ISEO advisor](#) before submitting this form. If you are in the U.S. and wish to change your non-immigrant visa status to F-1 or J-1 by **travel**, do not use this request.

Remember to complete all required eForms when submitting your New Admit Request. You can view the status of your New Admit request under the "Requests" section of the iServices Home Page. When you have successfully submitted a request, the status of your request will be **"Pending Office Approval."**

Deadline to Submit & Processing Time

[iServices.ucsd.edu](#) will open on **MONDAY, MARCH 3, 2025**, for newly admitted Summer and Fall 2025 international students to begin requesting their immigration documents.

When does your program begin?	Deadline to request Form I-20/DS-2019*
Before August 1	Submit your iServices request by May 1
Between August 1 and September 23	Submit your iServices request by June 1
On September 22 (Fall 2025 quarter start)	Submit your iServices request by August 1

**Requests for immigration documents will be accepted and processed after August 1; however, to ensure timely issuance, you are urged to submit your request by the relevant deadline above.*

iNewDegreeStudent.ucsd.edu

Requesting your UCSD Form I-20



Tammy TEST Triton ▾

SEVIS Transfer Eligibility

MAIN PAGE FOR E-FORM GROUP

(*) Information Required

If you are within your 60 day grace period or on OPT/STEM OPT, you may be eligible to request a transfer of your SEVIS Record to UC San Diego.

Prepare for your Application

- Review the [FAQs on Transferring your SEVIS Record](#) to UC San Diego.
- Consult with your International Student Advisor at your current U.S. school regarding SEVIS Transfer eligibility.

If you have been admitted to a new program at another institution in the United States, you may be eligible to request a transfer of your SEVIS Record.

Please confirm that you have reviewed the Transfer FAQ Webpage. *

Do you plan on transferring a current SEVIS Record (Form I-20) from your current / previous institution to UC San Diego?*

Yes No

Save Draft

Submit

iServices.ucsd.edu

The SEVIS Transfer Process

Choose a Release Date & request SEVIS Transfer from your current institution

Request your Form I-20 from UC San Diego

Determine your eligibility for SEVIS Transfer

Receive I-20 from UC San Diego and complete SEVIS Check-In



"Transfer Pending" Period

Once you receive your "Transfer Pending" Form I-20 from UC San Diego:

- Review it to make sure all of the information is correct, and that your SEVIS ID number matches the SEVIS ID on your previous I-20 from your prior institution
- You may enroll in courses (check with your college or academic department). You are expected to enroll full-time in-person by your Form I-20 Program Start Date
- You are required to report any changes to ISEO through the iServices *New Admit Updated I-20 Request* to maintain your Form I-20
- You may apply for on-campus employment
- You may travel/re-enter the U.S. (you are not subject to the 30-day rule)
- You may use your new I-20 to apply for/renew an F-1 visa from abroad

Completing Your SEVIS Transfer

Important!

REQUIRED: Check-In with ISEO within 10 days of US arrival



Within 10 days after arrival into the USA, take the following steps:

1. **Check-In for I-20/DS-2019 Activation:** Once you arrive to the U.S., you must submit the [Check-In for I-20/DS-2019 Activation form](#) in order for ISEO to activate your F or J status.
2. **Document iSelfCheck:** Complete the [International Student Document iSelfCheck](#). It is important for you to review and verify that your documents were processed correctly at the port of entry.
 - o Please note that there is no need to notify ISEO when you complete the document self-check unless you have questions or if you believe there is an error in your visa status.
 - o You should fulfill the document self-check requirement every time that you re-enter the U.S.

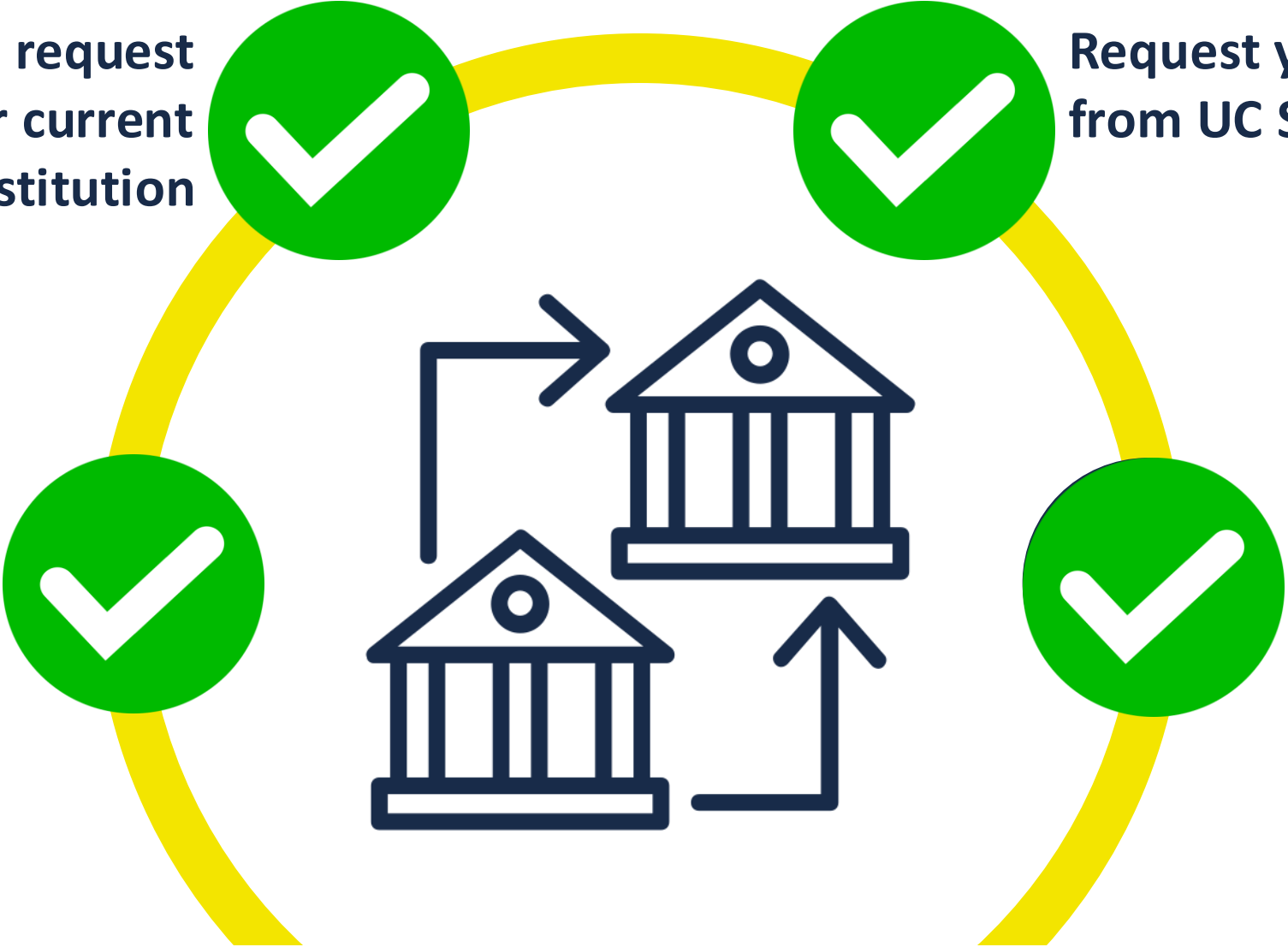
The SEVIS Transfer Process

Choose a Release Date & request SEVIS Transfer from your current institution

Request your Form I-20 from UC San Diego

Determine your eligibility for SEVIS Transfer

Receive I-20 from UC San Diego and complete SEVIS Check-In




Get Engaged

UC San Diego

GLOBAL INITIATIVES

International Services and Engagement Office



iNewStudents Newsletter

Starting Monday, March 3 at 9AM PT: Request Your Form I-20 or DS-2019 via iServices

International students requiring F-1 or J-1 student visa status to study in the US must request and receive a Form I-20 (F-1) or Form DS-2019 (J-1) from ISEO via **iServices**. iServices is ISEO's document request system. **These forms from UC San Diego are required for all newly admitted F-1 or J-1 students, even if you are transferring from another US school!**

iServices Opens: Monday, March 3 at 9AM PT

iServices will open for newly admitted international students to request their Form I-20 or DS-2019 on March 3. In preparation to submit the request for your Form I-20 or DS-2019, please review the important information below:



- In order to access iServices when it opens, you must have accepted your offer of admission and have [set up](#) all required UC San Diego student accounts.
- Review the *STEP 1: Apply for your F-1 or J-1 Status* instructions on our [iNewStudent website](#) so that you can prepare the required documents and information ahead of time.
- If you are experiencing technical difficulties with iServices, please see review [iServices Instructions](#). If the problem persists, please see [iServices Troubleshooting](#).



iNewStudents Newsletter

UC San Diego
GLOBAL INITIATIVES
International Services and Engagement Office

Winter 2025 | International Services and Engagement Office

Dear Incoming Triton,

Join us this Tuesday, March 4 at 8:30AM Pacific Time (PT) for our first Graduate Pre-Arrival Webinar! During this webinar, we will discuss your checklist of things to do as a newly admitted international graduate student, including how to complete your post-admission requirements, request your immigration documents, and more. There will be time for Q&A at the end of the webinar. Staff from the International Services and Engagement Office (ISEO), Graduate Admissions, and Division of Graduate Education and Postdoctoral Affairs (GEPA) Student Affairs, will be in attendance to respond to questions.

If you are unable to attend, the recording will be available a few days later at iNewStudentWebinars.ucsd.edu.

Pre-Arrival Webinar:

REGISTER NOW!

- Critical information
- Sent weekly
- UCSD emails

Welcome Guide

LET THE

JOURNEY

BEGIN

UC San Diego
GLOBAL INITIATIVES
International Services and Engagement Office

ISEO has created a **Welcome Guide** filled with helpful checklists and interactive links:

- Next steps to take **before you start classes**
- Next steps to take **preparing for arrival**
- Next steps to take **upon arrival**

Learn more at

<https://iseo.ucsd.edu/programs/guides.html>

Surf Check Guide

Surf Check Guide: Coming to UC San Diego

- Created for students by students covering the most frequently asked questions international students
- Covers topics like housing, arranging transportation from airport to campus, setting up a phone account, bank account, and more!

Learn more at

<https://iseo.ucsd.edu/programs/guides.html>



iPrograms

Redefining the world we know with **one experience at a time.**



Global Ambassador Program (GAP)

GLOBAL AMBASSADORS PROGRAM




A summer-long peer mentorship program,
connecting undergraduate International
students with student mentors

GAP.ucsd.edu

Grad Pals

- Summer-long peer-mentorship program
- Matches incoming international graduate students with current UC San Diego undergraduate students



iEvents Calendar

iEvents.ucsd.edu

ISEO IS HIRING!
For the 2024-2025 Academic Year

Job #8702193 on Handshake

Communications & Marketing Student Assistant (STDT 4)
Estimated salary: \$18 per hour
Application Deadline: March 17 at 12:00am PST



Tue Feb 27th - Sun Mar 17th

ISEO Is Hiring: Marketing & Communications Student Assistant

Communications & Marketing Student Assistant (STDT 4) For the 2024-2025 Academic Year Estimated salary: \$18 per hour Application Deadline: ...

Employment Students Professional-Development

ISEO IS HIRING!
For the 2024-2025 Academic Year

Job #8716647 on Handshake

Undergraduate Programs Student Assistant (STDT 3)
Estimated salary: \$17 per hour
Application Deadline: March 17 at 12:00am PST



Wed Feb 28th - Sun Mar 17th

ISEO Is Hiring: Undergraduate Programs Student Assistant

Undergraduate Programs Student Assistant (STDT 3) For the 2024-2025 Academic Year Estimated salary: \$17 per hour Application Deadline: ...

Students Employment Professional-Development

FRIDAY CHAT
FRIDAY ENGLISH CONVERSATION GROUP

Every Friday
10:00AM - 12:00PM

LA JOLLA COMMUNITY ROOM AT LA JOLLA VILLAGE SQUARE



Fri Mar 1st 10:00am - 12:00pm

Friday Chat

Participation in our English conversation tables are a wonderful way for you to practice your English and make friends. The conversation ...

Volunteer-Led Off-Campus In-Person Global-Community Scholars Families

UC SAN DIEGO STUDENT AFFAIRS STRATEGIC PLAN: STUDENT FOCUS GROUPS

THE OFFICE OF THE VICE CHANCELLOR OF STUDENT AFFAIRS INVITES STUDENTS TO A 1-HOUR FOCUS GROUP TO SEEK FEEDBACK ON THE DIVISION'S STRATEGIC PLAN! WE ARE CALLING ALL STUDENTS WHO WANT TO CREATE AN IMPACT AND SHARE YOUR THOUGHTS ON THE STUDENT EXPERIENCE AT UC SAN DIEGO! FOOD WILL BE PROVIDED AT EACH SESSION. THERE ARE TWO DAYS FOR STUDENTS TO PARTICIPATE:

FRIDAY, MARCH 1ST, 2024
1:00PM TO 4:00PM PST (1-HOUR SESSIONS)
EPSTEIN FAMILY AMPHITHEATRE GREEN ROOM

MONDAY, MARCH 4TH, 2024
8:00AM TO 3:00PM PST (1-HOUR SESSIONS)
RED SHOE ROOM - PRICE CENTER

RSVP AT [TINYURL.COM/UCSDSAFOCUS24](https://tinyurl.com/UCSDSAFOCUS24)

Fri Mar 1st 1:00pm - 4:00pm

UCSD Student Affairs Strategic Plan: Student Focus Groups

The Office of the Vice Chancellor of Student Affairs is looking for feedback and input from students for our Strategic Plan! We will be ...

Students In-Person On-Campus Free-Food

SUNDAY SUPPER
A Cosmic Cantina

THE GREAT HALL
MARCH 3RD
5:30PM



Sun Mar 3rd 5:30pm - 8:30pm

Sunday Supper: A Cosmic Cantina

This long-standing tradition is a quarterly dinner for residents and friends of I-House to celebrate and gather in the Great Hall. Come to ...

The Great Hall
I-House Social In-Person Students

UC SAN DIEGO STUDENT AFFAIRS STRATEGIC PLAN: STUDENT FOCUS GROUPS

THE OFFICE OF THE VICE CHANCELLOR OF STUDENT AFFAIRS INVITES STUDENTS TO A 1-HOUR FOCUS GROUP TO SEEK FEEDBACK ON THE DIVISION'S STRATEGIC PLAN! WE ARE CALLING ALL STUDENTS WHO WANT TO CREATE AN IMPACT AND SHARE YOUR THOUGHTS ON THE STUDENT EXPERIENCE AT UC SAN DIEGO! FOOD WILL BE PROVIDED AT EACH SESSION. THERE ARE TWO DAYS FOR STUDENTS TO PARTICIPATE:

FRIDAY, MARCH 1ST, 2024
1:00PM TO 4:00PM PST (1-HOUR SESSIONS)
EPSTEIN FAMILY AMPHITHEATRE GREEN ROOM

MONDAY, MARCH 4TH, 2024
8:00AM TO 3:00PM PST (1-HOUR SESSIONS)
RED SHOE ROOM - PRICE CENTER

RSVP AT [TINYURL.COM/UCSDSAFOCUS24](https://tinyurl.com/UCSDSAFOCUS24)

Mon Mar 4th 8:00am - 3:00pm

UCSD Student Affairs Strategic Plan: Student Focus Groups

The Office of the Vice Chancellor of Student Affairs is looking for feedback and input from students for our Strategic Plan! We will be ...

Students In-Person On-Campus Free-Food

ISAC
International Student Advisory Council
UC San Diego



Mon Mar 4th 4:00pm - 5:00pm

International Student Advisory Council (ISAC) March Meeting

Register Here

The International Student Advisory Council (ISAC) is comprised of leadership from student leaders and stakeholders invested in the ...

GETCCR Grad-Students Undergrad-Students Student-Org

Join us at the Great Hall for...

Language Conversation Tables

Sign up at the link below to practice your language skills and meet new friends!

<https://tinyurl.com/ict-signup>

Weeks 3-7, Tuesdays 5-6pm



Tue Mar 5th 5:00pm - 6:00pm

Wednesday Coffee and Crafts

Every Wednesday
10:00am - 12:00pm

LA JOLLA COMMUNITY ROOM AT LA JOLLA VILLAGE SQUARE



Wed Mar 6th 10:00am - 12:00pm

Wednesday Coffee and Crafts

Wednesday Coffee and Crafts is an

CAREER REVOLUTION
Turn your new year's resolution into career solutions!

Join our Winter Workshop Series and gain valuable insights into Career Resumes, Negotiating, Resume Building, LinkedIn Networking, and Mocking Interviews! Save the dates for these interactive sessions to be held in the UC San Diego Career Services Horizon Room. Your pathway to success begins here - secure your spot and elevate your career game!

FEB 7 10PM - 12:00PM	Career Goals, Resumes & Negotiation
FEB 13 10PM - 12:00PM	Career Readiness Passport
FEB 21 10PM - 12:00PM	Resumes & Cover Letter Overview
FEB 28 7:00PM - 8:00PM	LinkedIn & Networking
MAR 6 10PM - 12:00PM	Interviewing

OPT INFO SESSION



Thu Mar 7th 11:00am - 12:00pm

FRIDAY CHAT
FRIDAY ENGLISH CONVERSATION GROUP

Every Friday
10:00AM - 12:00PM

LA JOLLA COMMUNITY ROOM AT LA JOLLA VILLAGE SQUARE



TRITON TREKKERS
UC SAN DIEGO

Rock Climb Mission Gorge

MARCH 9
7 AM - 1 PM

Register now or find more information at iEvents.ucsd.edu



iWORKSHOP



Tue Mar 12th 12:00pm - 2:30pm

Federal Tax Workshop


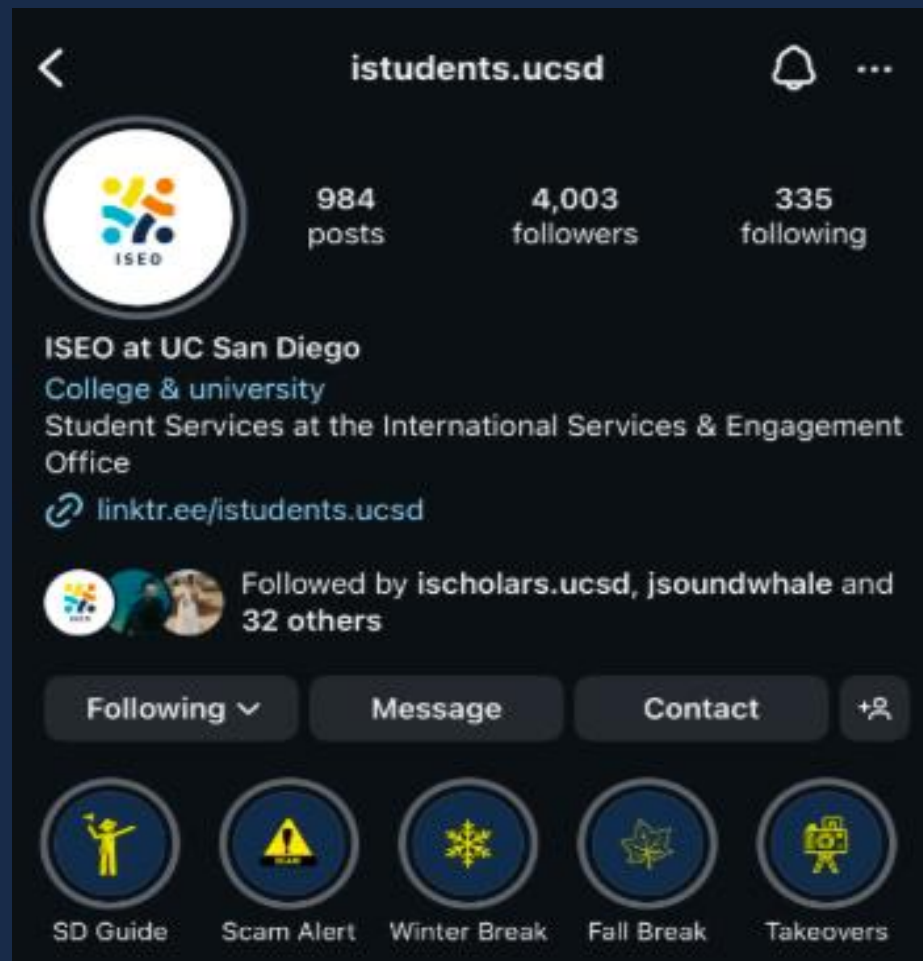
Register Here

Professor Steve Gill, San Diego State University, Fowler College of Business faculty member, and Douglas Kelley, Accounting Lecturer at San ...

Students Scholars Families

Follow us on Instagram!

<https://www.instagram.com/istudents.ucsd/>




Additional Resources

UC San Diego

GLOBAL INITIATIVES

International Services and Engagement Office



IMPORTANT DEADLINES & REMINDERS

NOW

Begin requesting your
visa documents via
iServices

Visit:
[iServices.ucsd.edu](https://iservices.ucsd.edu)

**Mid-
April**

Apply for on-campus
housing

Visit: hdh.ucsd.edu

**May &
June**

Housing Application
Deadlines:

May 7 for First-Year
Students

June 7 for Transfer
Students

Visit: hdh.ucsd.edu

July

Deadline to submit health
immunization requirements
and complete OPHD training

Visit:
studenthealth.ucsd.edu

Sept

Tuition due

Move-In

Check-In

New International
Student Orientation

Visit:
iOrientation.ucsd.edu

Pre-Arrival Webinars

All Pre-Arrival Webinar slides and recordings can be accessed at [iNewStudentWebinars.ucsd.edu](https://inewstudentwebinars.ucsd.edu)

Please allow approximately 1 week for upload.



Contact Us ▾ Student Services ▾ Scholar Services ▾ Campus Partners ▾ Resources ▾ Programs and Events ▾

ISEO / Programs and Events / iWorkshops / New Arrivals

iWorkshops
Maintenance of Status
Taxes and Money
Employment
New Arrivals
Educational Workshops

New Arrival Workshops

This page has a friendly link that's easy to remember: inewstudentwebinars.ucsd.edu

Find workshops and webinars for new international students and scholars that are designed to help you orient yourself to life at UC San Diego.

While ISEO workshops are designed to serve international students, scholars, and their families, everyone in the Triton Community is welcome to participate regardless of race, color, national origin, religion, sex, disability, and/or other protected categories.

New International Student Webinars

+ [Expand All](#)

Fall 2025 Pre-Arrival Webinars



UC San Diego
GLOBAL INITIATIVES
International Services and Engagement Office

MONDAY - FRIDAY: 9am - 4pm
+1 858.534.3730
iContact.ucsd.edu

iNewStudent.ucsd.edu



UC San Diego International Services and Engagement Office



UC San Diego ISEO



@istudents.ucsd



@ISEOUCSD

Follow us on Social Media!